



अमृत महा आवास अभियान २०२२-२३

दैनिक प्रगती अहवाल : ०८.०६.२०२३

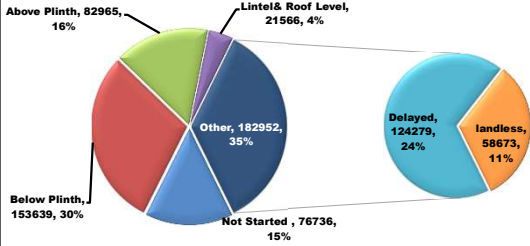
प्रधानमंत्री आवास योजना ग्रामीण – मंजूरी, पूर्ण घरकुले, हप्ते वितरण, भूमिहीन, आर्थिकदृष्ट्या अपुर्ण
राज्य पुरस्कृत ग्रामीण आवास योजना – मंजूरी, पूर्ण घरकुले, हप्ते वितरण, आर्थिकदृष्ट्या अपुर्ण

योजना	एकूण मंजूरी	दैनिक मंजूरी	एकूण पूर्ण	दैनिक पूर्ण घरकुले	दैनिक पहिला हप्ता वितरित	दैनिक दुसरा हप्ता वितरित	दैनिक तिसरा हप्ता वितरित
प्रधानमंत्री आवास योजना ग्रामीण	१४०८२३७	०	१०७३७६२	५८६	३१०	१५३८	२१०१
राज्य योजना	५७७२०६	५०१	४१४९३७	२७५	०	०	०
एकूण	१९८५४४३	५०१	१४८८६९९	८६१	३१०	१५३८	२१०१

PMAY-G Completion Progress Bar

76.2%

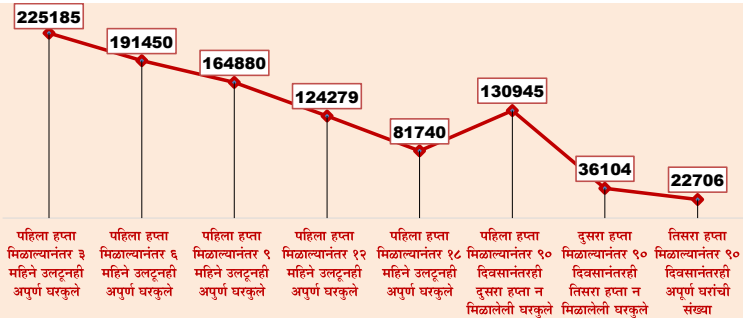
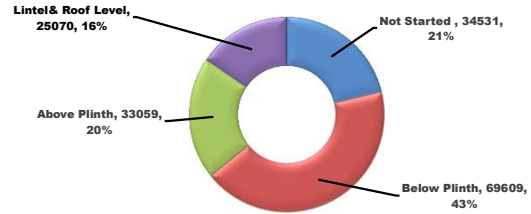
PMAY-G: Incomplete Houses bifurcation



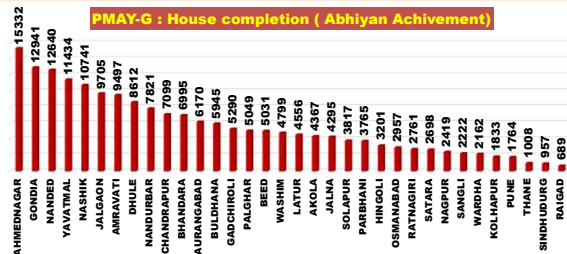
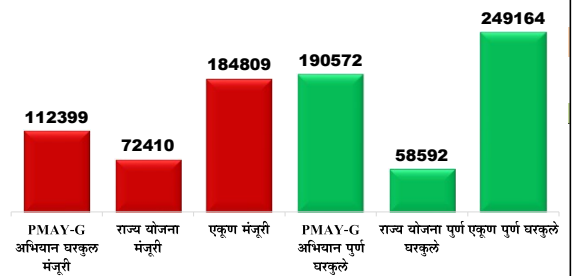
State Schemes Progress Bar

71.9%

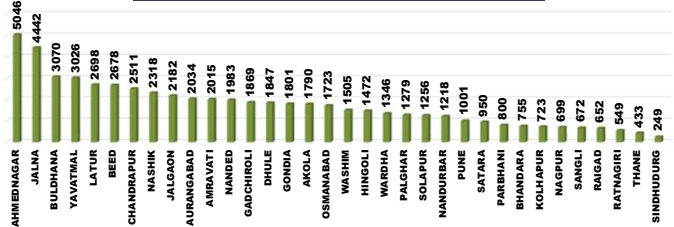
State Schemes: Incomplete Houses bifurcation



Abhiyan Achievement Day 200



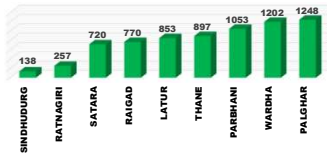
State Schemes: House completion (Abhiyan Achievement)



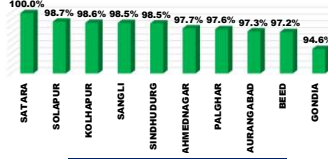
राज्य व्यवस्थापन कक्ष- ग्रामीण गृहनिर्माण
४ था मजला, दक्षिण कक्ष, सिडको भवन, सीबीडी बेलापूर, नवी मुंबई - ४०० ६१४.

Top and Bottom Ten Districts


PMAY-G Delayed Houses TOP 10 Dist.



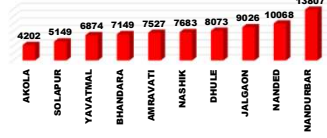
State Schemes Sanction TOP 10 Dist.



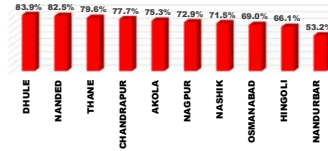
PMAY-G Remaining 1st Installments Bottom 10 Dist.



PMAY-G Delayed Houses Bottom 10 Dist.



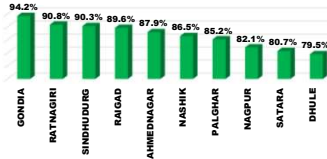
State Schemes Sanction Bottom 10 Dist.



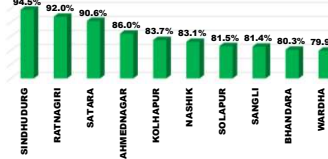
PMAY-G Remaining 2nd Installments Bottom 10 Dist.



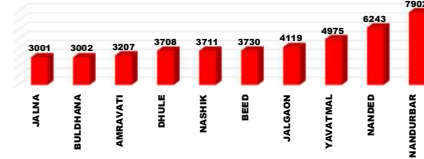
PMAY-G Completion TOP 10 Dist.



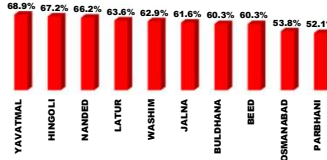
State Schemes Completion TOP 10 Dist.



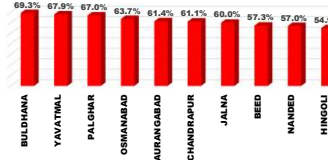
PMAY-G Remaining 3rd Installments Bottom 10 Dist.



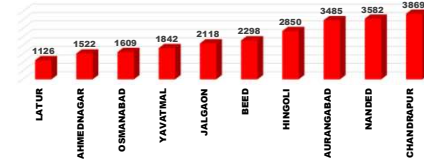
PMAY-G Completion Bottom 10 Dist.



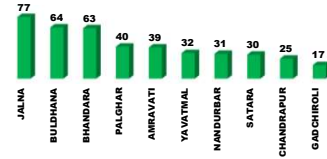
State Schemes Completion Bottom 10 Dist.




State Schemes Remaining 1st Installments Bottom 10 Dist.



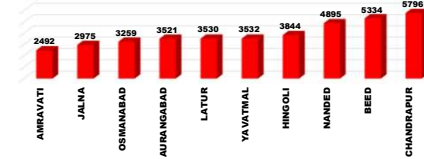
PMAY-G Daily Completion Top 10 Dist.



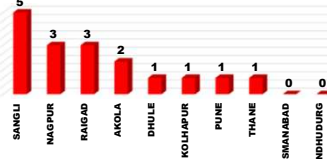
State Schemes Daily Completion Top 10 Dist.



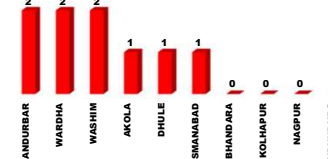
State Schemes Remaining 2nd Installments Bottom 10 Dist.



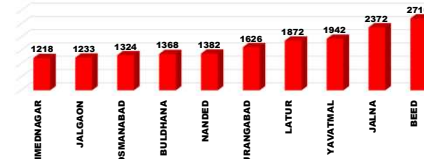
PMAY-G Daily Completion Bottom 10 Dist.



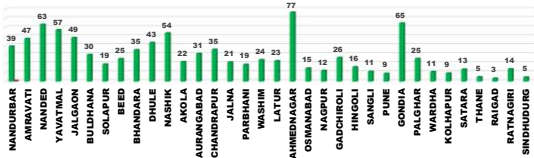
State Schemes Daily Completion Bottom 10 Dist.



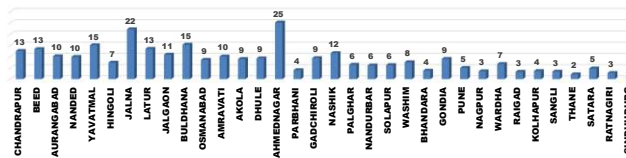
State Schemes Remaining 3rd Installments Bottom 10 Dist.



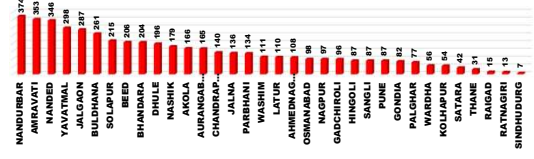
PMAY-G : Current Pace of Completion Per Day (Abhiyan)



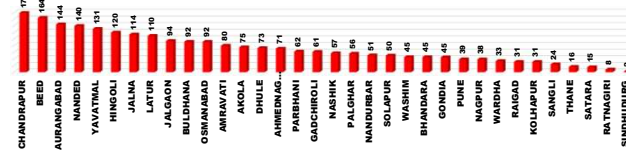
State Schemes : Current Pace of Completion Per Day (Abhiyan)



PMAY-G Required Pace of Completion Per Day



State Schemes Required Pace of Completion Per Day



प्रधानमंत्री आवास योजना ग्रामीण - मंजूरी (PWL+Awaas Plus)

Sr. No.	Division	Target (PWL+Awaas Plus)	07.06.2023	08.06.2023	Daily_Achievement	Remaining
1	NASHIK DIV.	413469	413440	413440	0	33
2	AMRAVATI DIV.	274101	274114	274062	0	39
3	AURANGABAD DIV.	237292	237281	237281	0	13
4	NAGPUR DIV.	291048	291045	291031	0	17
5	KONKAN DIV.	69611	69611	69611	0	0
6	PUNE DIV.	122844	122835	122812	0	33
Total		1408365	1408326	1408237	0	135

Sr. No.	District	Target (PWL+Awaas Plus)	07.06.2023	08.06.2023	Daily_Achievement	Remaining
1	AHMEDNAGAR	60730	60730	60730	0	0
2	AKOLA	48781	48778	48778	0	3
3	AURANGABAD	36514	36514	36514	0	0
4	BEED	35258	35253	35253	0	5
5	BULDHANA	44696	44696	44696	0	0
6	CHANDRAPUR	42952	42952	42952	0	0
7	DHULE	64918	64917	64917	0	1
8	GADCHIROLI	31615	31615	31615	0	0
9	HINGOLI	18083	18083	18083	0	0
10	JALGAON	79157	79152	79152	0	5
11	JALNA	24023	24023	24023	0	0
12	KOLHAPUR	17585	17585	17585	0	0
13	LATUR	20493	20493	20493	0	0
14	NAGPUR	36920	36920	36920	0	0
15	NANDED	69466	69463	69463	0	3
16	NANDURBAR	118980	118958	118958	0	22
17	NASHIK	89684	89683	89683	0	1
18	OSMANABAD	14393	14390	14390	0	3
19	PALGHAR	35188	35188	35188	0	0
20	PARBHANI	19062	19062	19062	0	0
21	PUNE	20288	20288	20288	0	0
22	RAIGAD	9820	9820	9820	0	0
23	RATNAGIRI	9871	9871	9871	0	0
24	SANGLI	21606	21606	21606	0	0
25	SINDHUDURG	5133	5133	5133	0	0
26	SOLAPUR	48388	48374	48374	0	14
27	THANE	9599	9599	9599	0	0
28	WARDHA	18508	18508	18508	0	0
29	WASHIM	20355	20355	20355	0	0
30	YAVATMAL	65095	65094	65094	0	1
31	BHANDARA	64913	64913	64912	-1	1
32	GONDIA	96140	96137	96124	-13	16
33	SATARA	14977	14982	14959	-23	18
34	AMRAVATI	95174	95191	95139	-52	35
Total		1408365	1408326	1408237	0	128

Remaining Sanction RANK

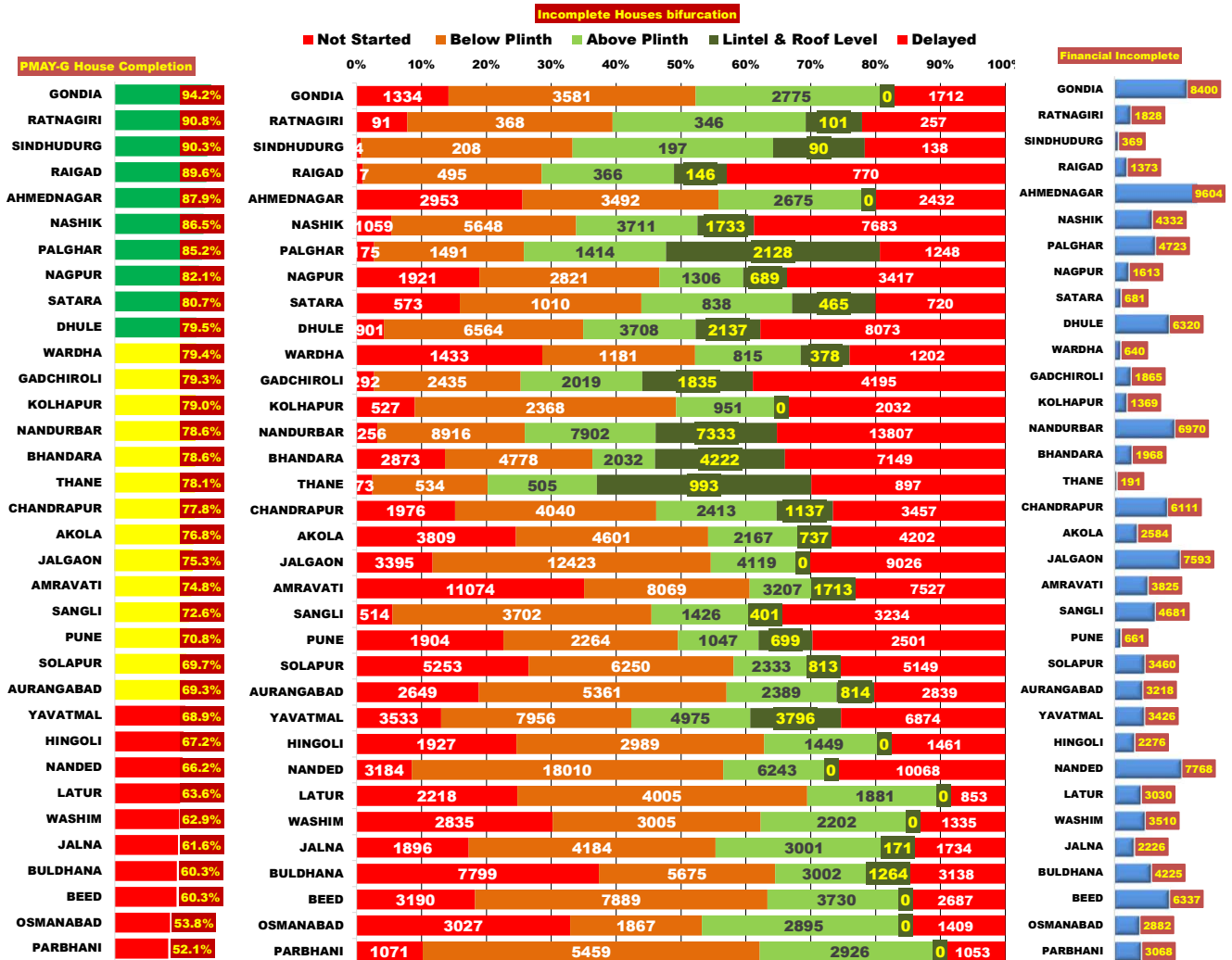
AURANGABAD	0
BULDHANA	0
CHANDRAPUR	0
GADCHIROLI	0
HINGOLI	0
JALNA	0
KOLHAPUR	0
LATUR	0
NAGPUR	0
PALGHAR	0
PARBHANI	0
RAIGAD	0
RATNAGIRI	0
SANGLI	0
SINDHUDURG	0
THANE	0
WARDHA	0
WASHIM	0
BHANDARA	1
DHULE	1
NASHIK	1
PUNE	1
YAVATMAL	1
AKOLA	3
OSMANABAD	3
AHMEDNAGAR	4
BEED	5
JALGAON	5
NANDED	5
SOLAPUR	14
GONDIA	16
SATARA	18
NANDURBAR	22
AMRAVATI	35

प्रधानमंत्री आवास योजना - ग्रामीण : भूमिहीन लाभार्थी अहवाल

Sr. No.	District	Google Sheet Report			AwaasSoft Report			
		Total Landless	Provided land	Remaining	Landless beneficiaries tagged in AwaasSoft	Landless beneficiaries provided land	Remaining Landless	Remaining Tag (provided land)
1	DHULE	18	18	0	18	18	0	0
2	GADCHIROLI	8	8	0	8	8	0	0
3	NANDURBAR	0	0	0	0	0	0	0
4	PALGHAR	11	11	0	11	11	0	0
5	RAIGAD	6	6	0	6	6	0	0
6	RATNAGIRI	23	23	0	23	23	0	0
7	SINDHUDURG	420	420	0	420	420	0	0
8	KOLHAPUR	257	239	18	257	227	30	12
9	THANE	127	69	58	127	60	67	9
10	NANDED	362	319	43	362	242	120	77
11	GONDIA	2450	2450	0	2450	2327	123	123
12	BEED	212	125	87	212	72	140	53
13	SANGLI	430	198	232	410	144	266	54
14	PARBHANI	331	63	268	331	54	277	9
15	SATARA	1304	660	644	1070	629	441	31
16	NASHIK	1802	1302	500	1807	1153	654	149
17	WARDHA	2803	1488	1315	2729	1498	1231	-10
18	CHANDRAPUR	2769	1221	1548	2745	1505	1240	-284
19	HINGOLI	1713	795	918	1713	466	1247	329
20	JALNA	1381	406	975	1374	85	1289	321
21	AURANGABAD	3297	1733	1564	3290	1807	1483	-74
22	NAGPUR	5054	3625	1429	4979	3471	1508	154
23	LATUR	2299	1121	1178	2310	477	1833	644
24	PUNE	2924	1611	1313	2780	880	1900	731
25	JALGAON	22928	20121	2807	22857	20925	1932	-804
26	BHANDARA	5782	3758	2024	5792	3624	2168	134
27	YAVATMAL	3612	1450	2162	3659	1290	2369	160
28	OSMANABAD	2470	287	2183	2468	56	2412	231
29	WASHIM	3457	1398	2059	3436	865	2571	533
30	AHMEDNAGAR	7756	4183	3573	7745	4451	3294	-268
31	AKOLA	7072	3935	3137	7373	3942	3431	-7
32	SOLAPUR	7297	3684	3613	7218	1408	5810	2276
33	BULDHANA	15191	8944	6247	15601	8011	7590	933
34	AMRAVATI	21529	11389	10140	21491	11387	10104	2
	Total	127095	77060	50035	127072	71542	55530	6965

प्रधानमंत्री आवास योजना ग्रामीण - पूर्ण घरकूले

Sr. No.	Division	Sanction	07.06.2023	08.06.2023	Daily Achievement	Remaining	Avg. Completed Per Day From 20.11.22 to Today	To be Completed in Per Day till 15.08.23
1	AMRAVATI DIV.	274062	193055	193199	144	80863	180	1189
2	AURANGABAD DIV.	237281	150033	150176	143	87105	213	1281
3	NAGPUR DIV.	291031	244913	245034	121	45997	185	676
4	NASHIK DIV.	413440	335658	335725	67	77715	261	1143
5	KONKAN DIV.	69611	59814	59872	58	9739	52	143
6	PUNE DIV.	122812	89703	89756	53	33056	62	486
Total		1408237	1073176	1073762	586	334475	953	4919



प्रधानमंत्री आवास योजना ग्रामीण - पूर्ण घरकूले

Sr. No.	District	Sanction	07.06.2023	08.06.2023	Daily Achievement	Remaining	Aug. Completed Per Day From 20.11.22 to Today	To be Completed in Per Day till 15.08.23
1	JALNA	24023	14724	14801	77	9222	21	136
2	BULDHANA	44696	26902	26966	64	17730	30	261
3	BHANDARA	64912	50944	51007	63	13905	35	204
4	PALGHAR	35188	29940	29980	40	5208	25	77
5	AMRAVATI	95139	71083	71122	39	24017	47	353
6	YAVATMAL	65094	44810	44842	32	20252	57	298
7	NANDURBAR	118958	93520	93551	31	25407	39	374
8	SATARA	14959	12043	12073	30	2886	13	42
9	CHANDRAPUR	42952	33413	33438	25	9514	35	140
10	GADCHIROLI	31615	25040	25057	17	6558	26	96
11	JALGAON	79152	59607	59623	16	19529	49	287
12	SOLAPUR	48374	33709	33725	16	14649	19	215
13	AURANGABAD	36514	25288	25302	14	11212	31	165
14	RATNAGIRI	9871	8951	8965	14	906	14	13
15	LATUR	20493	13017	13030	13	7463	23	110
16	NASHIK	89683	77519	77532	13	12151	54	179
17	PARBHANI	19062	9925	9938	13	9124	19	134
18	HINGOLI	18083	12149	12159	10	5924	16	87
19	BEED	35253	21250	21259	9	13994	25	206
20	NANDED	69463	45943	45950	7	23513	63	346
21	WARDHA	18508	14694	14701	7	3807	11	56
22	WASHIM	20355	12798	12805	7	7550	24	111
23	AHMEDNAGAR	60730	53406	53412	6	7318	77	108
24	GONDIA	96124	90513	90519	6	5605	65	82
25	SANGLI	21606	15684	15689	5	5917	11	87
26	NAGPUR	36920	30309	30312	3	6608	12	97
27	RAIGAD	9820	8796	8799	3	1021	3	15
28	AKOLA	48778	37462	37464	2	11314	22	166
29	DHULE	64917	51606	51607	1	13310	43	196
30	KOLHAPUR	17585	13894	13895	1	3690	9	54
31	PUNE	20288	14373	14374	1	5914	9	87
32	THANE	9599	7493	7494	1	2105	5	31
33	OSMANABAD	14390	7737	7737	0	6653	15	98
34	SINDHUDURG	5133	4634	4634	0	499	5	7
Total		1408237	1073176	1073762	586	334475	953	4919

राज्यपुरस्कृत आवास योजना ग्रामीण - मंजूरी

Sr. No.	Division	Target	07.06.2023	08.06.2023	Daily_Achievement	Remaining
1	AURANGABAD DIV.	200327	171991	172198	207	28129
2	NAGPUR DIV.	118430	98718	98882	166	19548
3	AMRAVATI DIV.	110155	96296	96366	70	13789
4	KONKAN DIV.	34744	32132	32174	42	2570
5	NASHIK DIV.	141552	114157	114173	16	27379
6	PUNE DIV.	65859	63413	63413	0	2446
Total		671067	576707	577206	501	93861

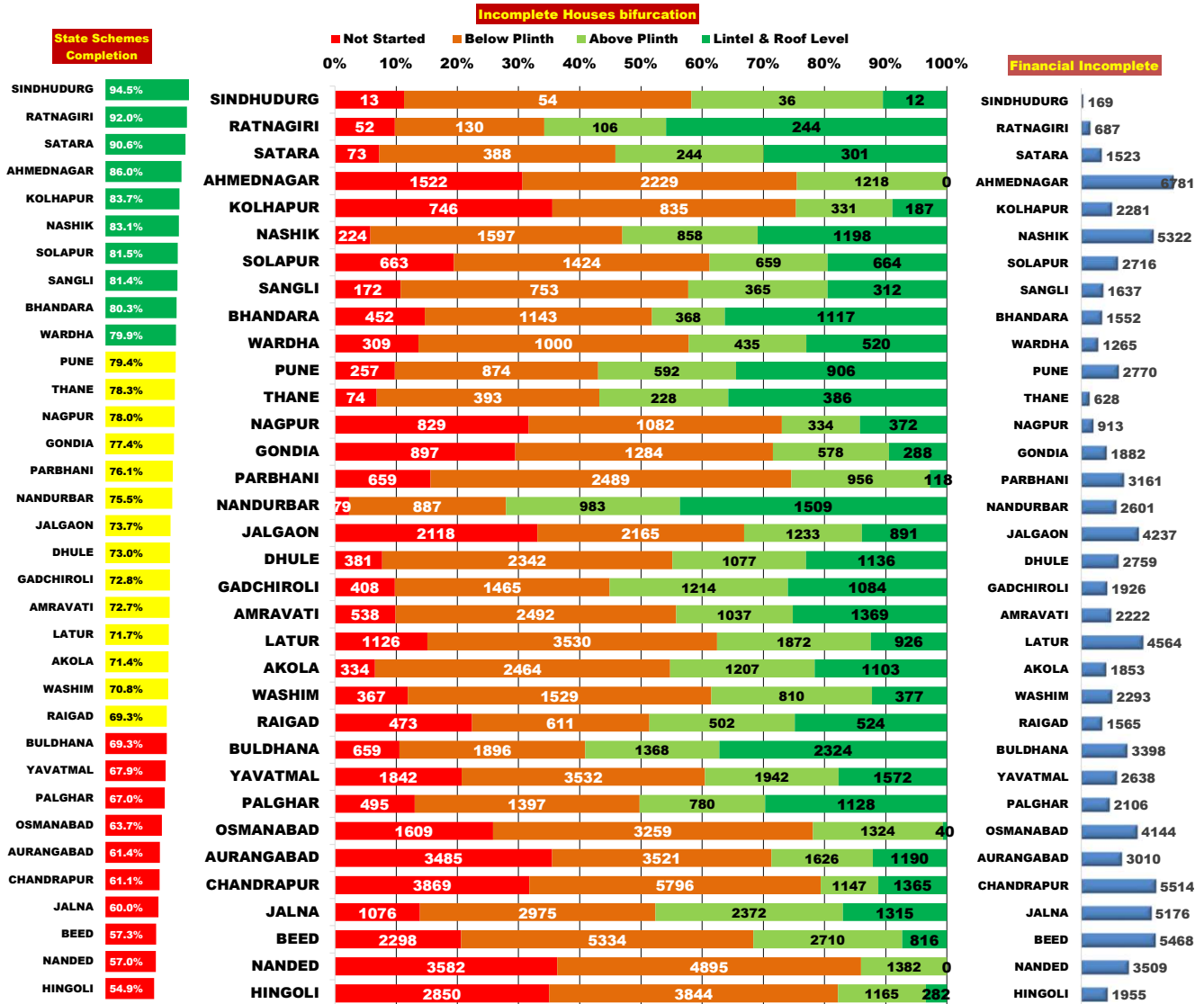
Sr. No.	District	Target	07.06.2023	08.06.2023	Daily_Achievement	Remaining
1	CHANDRAPUR	40285	31127	31293	166	8992
2	HINGOLI	27298	17905	18035	130	9263
3	YAVATMAL	30045	27647	27712	65	2333
4	LATUR	28004	26342	26382	40	1622
5	RAIGAD	7418	6842	6882	40	536
6	OSMANABAD	24853	17116	17147	31	7706
7	JALGAON	25851	24338	24354	16	1497
8	AMRAVATI	23224	19907	19912	5	3312
9	NANDED	26760	22064	22067	3	4693
10	PARBHANI	19784	17667	17670	3	2114
11	THANE	6264	4983	4985	2	1279
12	AHMEDNAGAR	35298	34499	34499	0	799
13	AKOLA	23681	17832	17832	0	5849
14	AURANGABAD	26141	25429	25429	0	712
15	BEED	26878	26119	26119	0	759
16	BHANDARA	17612	15606	15606	0	2006
17	BULDHANA	21702	20343	20343	0	1359
18	DHULE	21790	18272	18272	0	3518
19	GADCHIROLI	16834	15349	15349	0	1485
20	JALNA	20609	19349	19349	0	1260
21	KOLHAPUR	13090	12901	12901	0	189
22	NAGPUR	16291	11872	11872	0	4419
23	NANDURBAR	26578	14141	14141	0	12437
24	NASHIK	32035	22907	22907	0	9128
25	PALGHAR	11792	11509	11509	0	283
26	PUNE	14672	12779	12779	0	1893
27	RATNAGIRI	7129	6690	6690	0	439
28	SANGLI	8732	8604	8604	0	128
29	SATARA	10647	10647	10647	0	0
30	SINDHUDURG	2141	2108	2108	0	33
31	SOLAPUR	18718	18482	18482	0	236
32	WARDHA	13147	11264	11264	0	1883
33	WASHIM	11503	10567	10567	0	936
34	GONDIA	14261	13500	13498	-2	763
Total		671067	576707	577206	501	93861

Remaining Sanction RANK

SATARA	0
SINDHUDURG	33
SANGLI	128
KOLHAPUR	189
SOLAPUR	236
PALGHAR	283
RATNAGIRI	439
RAIGAD	536
AURANGABAD	712
BEED	759
GONDIA	763
AHMEDNAGAR	799
WASHIM	936
JALNA	1260
THANE	1279
BULDHANA	1359
GADCHIROLI	1485
JALGAON	1497
LATUR	1622
WARDHA	1883
PUNE	1893
BHANDARA	2006
PARBHANI	2114
YAVATMAL	2333
AMRAVATI	3312
DHULE	3518
NAGPUR	4419
NANDED	4693
AKOLA	5849
OSMANABAD	7706
CHANDRAPUR	8992
NASHIK	9128
HINGOLI	9263
NANDURBAR	12437

राज्यपुरस्कृत आवास योजना ग्रामीण - पूर्ण घरकूले

Sr. No.	Division	Sanction	07.06.2023	08.06.2023	Daily Achievement	Remaining	Avg. Completed Per Day From 20.11.22 to Today	To be Completed in Per Day till 15.08.23
1	AMRAVATI DIV.	96366	67527	67604	77	28762	57	423
2	AURANGABAD DIV.	172198	107861	107936	75	64262	89	945
3	NAGPUR DIV.	98882	71470	71526	56	27356	45	402
4	KONKAN DIV.	32174	24501	24536	35	7638	16	112
5	PUNE DIV.	63413	52651	52667	16	10746	23	158
6	NASHIK DIV.	114173	90652	90668	16	23505	63	346
Total		577206	414662	414937	275	162269	293	2386



राज्यपुरस्कृत आवास योजना ग्रामीण - पूर्ण घरकूले

Sr. No.	District	Sanction	07.06.2023	08.06.2023	Daily Achievement	Remaining	Avg. Completed Per Day From 20.11.22 to Today	To be Completed in Per Day till 15.08.23
1	BULDHANA	20343	14040	14096	56	6247	15	92
2	CHANDRAPUR	31293	19083	19116	33	12177	13	179
3	LATUR	26382	18903	18928	25	7454	13	110
4	JALNA	19349	11595	11611	16	7738	22	114
5	PALGHAR	11509	7693	7709	16	3800	6	56
6	GADCHIROLI	15349	11163	11178	15	4171	9	61
7	BEED	26119	14949	14961	12	11158	13	164
8	YAVATMAL	27712	18814	18824	10	8888	15	131
9	PARBHANI	17670	13439	13448	9	4222	4	62
10	RATNAGIRI	6690	6149	6158	9	532	3	8
11	AMRAVATI	19912	14468	14476	8	5436	10	80
12	AURANGABAD	25429	15599	15607	8	9822	10	144
13	RAIGAD	6882	4765	4772	7	2110	3	31
14	GONDIA	13498	10445	10451	6	3047	9	45
15	SANGLI	8604	6996	7002	6	1602	3	24
16	JALGAON	24354	17942	17947	5	6407	11	94
17	AHMEDNAGAR	34499	29668	29672	4	4827	25	71
18	NASHIK	22907	19026	19030	4	3877	12	57
19	PUNE	12779	10146	10150	4	2629	5	39
20	SATARA	10647	9638	9641	3	1006	5	15
21	SOLAPUR	18482	15069	15072	3	3410	6	50
22	THANE	4985	3901	3904	3	1081	2	16
23	HINGOLI	18035	9892	9894	2	8141	7	120
24	NANDED	22067	12570	12572	2	9495	10	140
25	NANDURBAR	14141	10681	10683	2	3458	6	51
26	WARDHA	11264	8998	9000	2	2264	7	33
27	WASHIM	10567	7482	7484	2	3083	8	45
28	AKOLA	17832	12723	12724	1	5108	9	75
29	DHULE	18272	13335	13336	1	4936	9	73
30	OSMANABAD	17147	10914	10915	1	6232	9	92
31	BHANDARA	15606	12526	12526	0	3080	4	45
32	KOLHAPUR	12901	10802	10802	0	2099	4	31
33	NAGPUR	11872	9255	9255	0	2617	3	38
34	SINDHUDURG	2108	1993	1993	0	115	1	2
Total		577206	414662	414937	275	162269	293	2386

प्रधानमंत्री आवास योजना ग्रामीण - हप्ते वितरण

Sr. No.	Division	1st Installment (Daily Achivement)	1st Installment Remaining	2nd Installment (Daily Achivement)	2nd Installment Remaining	3rd Installment (Daily Achivement)	3rd Installment Remaining
1	AURANGABAD DIV.	130	19131	487	49764	587	24514
2	AMRAVATI DIV.	75	28983	421	29306	556	15553
3	NASHIK DIV.	23	9564	278	37043	362	22115
4	NAGPUR DIV.	53	9625	177	18836	309	11360
5	PUNE DIV.	25	8645	138	15594	158	6595
6	KONKAN DIV.	4	357	37	3096	129	2828
Total		310	76305	1538	153639	2101	82965

PMAY-G 1st Ins Pending

SINDHUDURG	4
RAIGAD	14
THANE	73
RATNAGIRI	91
PALGHAR	175
GADCHIROLI	269
SANGLI	388
KOLHAPUR	527
SATARA	573
DHULE	901
NASHIK	1059
PARBHANI	1071
NANDURBAR	1256
GONDIA	1334
WARDHA	1433
NAGPUR	1792
JALNA	1866
PUNE	1904
CHANDRAPUR	1924
HINGOLI	1927
LATUR	2218
AURANGABAD	2648
WASHIM	2832
BHANDARA	2873
AHMEDNAGAR	2953
OSMANABAD	3027
NANDED	3184
BEED	3190
JALGAON	3395
YAVATMAL	3525
AKOLA	3809
SOLAPUR	5253
BULDHANA	7789
AMRAVATI	11028

PMAY-G 2nd Ins Pending

SINDHUDURG	208
RATNAGIRI	368
RAIGAD	495
THANE	534
SATARA	1010
WARDHA	1181
PALGHAR	1491
OSMANABAD	1867
PUNE	2264
KOLHAPUR	2368
GADCHIROLI	2435
NAGPUR	2821
HINGOLI	2989
WASHIM	3005
AHMEDNAGAR	3492
GONDIA	3581
SANGLI	3702
LATUR	4005
CHANDRAPUR	4040
JALNA	4184
AKOLA	4601
BHANDARA	4778
AURANGABAD	5361
PARBHANI	5459
NASHIK	5648
BULDHANA	5675
SOLAPUR	6250
DHULE	6564
BEED	7889
YAVATMAL	7956
AMRAVATI	8069
NANDURBAR	8916
JALGAON	12423
NANDED	18010

PMAY-G 3rd Ins Pending

SINDHUDURG	197
RATNAGIRI	346
RAIGAD	366
THANE	505
WARDHA	815
SATARA	838
KOLHAPUR	951
PUNE	1047
NAGPUR	1306
PALGHAR	1414
SANGLI	1426
HINGOLI	1449
LATUR	1881
GADCHIROLI	2019
BHANDARA	2032
AKOLA	2167
WASHIM	2202
SOLAPUR	2333
AURANGABAD	2389
CHANDRAPUR	2413
AHMEDNAGAR	2675
GONDIA	2775
OSMANABAD	2895
PARBHANI	2926
JALNA	3001
BULDHANA	3002
AMRAVATI	3207
DHULE	3708
NASHIK	3711
BEED	3730
JALGAON	4119
YAVATMAL	4975
NANDED	6243
NANDURBAR	7902

प्रधानमंत्री आवास योजना ग्रामीण - हप्ते वितरण

Sr. No.	District	1st Installment (Daily Achievement)	1st Installment Remaining	2nd Installment (Daily Achievement)	2nd Installment Remaining	3rd Installment (Daily Achievement)	3rd Installment Remaining
1	NANDED	34	3184	171	18010	157	6243
2	YAVATMAL	27	3525	119	7956	204	4975
3	BULDHANA	23	7789	131	5675	163	3002
4	CHANDRAPUR	17	1924	81	4040	128	2413
5	JALGAON	10	3395	130	12423	77	4119
6	DHULE	9	901	55	6564	151	3708
7	AMRAVATI	22	11028	83	8069	109	3207
8	AURANGABAD	7	2648	87	5361	107	2389
9	LATUR	3	2218	71	4005	91	1881
10	BHANDARA	2	2873	51	4778	77	2032
11	AKOLA	2	3809	45	4601	68	2167
12	SANGLI	3	388	41	3702	71	1426
13	NASHIK	2	1059	34	5648	72	3711
14	PALGHAR	4	175	27	1491	77	1414
15	PARBHANI	21	1071	42	5459	44	2926
16	BEED	15	3190	39	7889	52	3730
17	OSMANABAD	45	3027	13	1867	47	2895
18	AHMEDNAGAR	2	2953	34	3492	62	2675
19	JALNA	2	1866	45	4184	38	3001
20	KOLHAPUR	12	527	46	2368	27	951
21	SOLAPUR	8	5253	38	6250	38	2333
22	HINGOLI	3	1927	19	2989	51	1449
23	WASHIM	1	2832	43	3005	12	2202
24	GONDIA	1	1334	23	3581	29	2775
25	GADCHIROLI	15	269	8	2435	29	2019
26	WARDHA	10	1433	3	1181	29	815
27	NAGPUR	8	1792	11	2821	17	1306
28	SINDHUDURG	0	4	0	208	28	197
29	NANDURBAR	0	1256	25	8916	0	7902
30	PUNE	1	1904	10	2264	13	1047
31	THANE	0	73	6	534	12	505
32	RATNAGIRI	0	91	4	368	10	346
33	SATARA	1	573	3	1010	9	838
34	RAIGAD	0	14	0	495	2	366
	Total	310	76305	1538	153639	2101	82965

राज्यपुरस्कृत आवास योजना ग्रामीण - हप्ते वितरण

Sr. No.	Division	1st Installment (Daily Achivement)	1st Installment Remaining	2nd Installment (Daily Achivement)	2nd Installment Remaining	3rd Installment (Daily Achivement)	3rd Installment Remaining
1	NASHIK DIV.	0	4324	0	9220	0	5369
2	AMRAVATI DIV.	0	3740	0	11913	0	6364
3	AURANGABAD DIV.	0	16685	0	29847	0	13407
4	NAGPUR DIV.	0	6764	0	11770	0	4076
5	KONKAN DIV.	0	1107	0	2585	0	1652
6	PUNE DIV.	0	1911	0	4274	0	2191
Total		0	34531	0	69609	0	33059

State Schemes 1st Ins Pending

SINDHUDURG	13
RATNAGIRI	52
SATARA	73
THANE	74
NANDURBAR	79
SANGLI	172
NASHIK	224
PUNE	257
WARDHA	309
AKOLA	334
WASHIM	367
DHULE	381
GADCHIROLI	408
BHANDARA	452
RAIGAD	473
PALGHAR	495
AMRAVATI	538
BULDHANA	659
PARBHANI	659
SOLAPUR	663
KOLHAPUR	746
NAGPUR	829
GONDIA	897
JALNA	1076
LATUR	1126
AHMEDNAGAR	1522
OSMANABAD	1609
YAVATMAL	1842
JALGAON	2118
BEED	2298
HINGOLI	2850
AURANGABAD	3485
NANDED	3582
CHANDRAPUR	3869

State Schemes 2nd Ins Pending

SINDHUDURG	54
RATNAGIRI	130
SATARA	388
THANE	393
RAIGAD	611
SANGLI	753
KOLHAPUR	835
PUNE	874
NANDURBAR	887
WARDHA	1000
NAGPUR	1082
BHANDARA	1143
GONDIA	1284
PALGHAR	1397
SOLAPUR	1424
GADCHIROLI	1465
WASHIM	1529
NASHIK	1597
BULDHANA	1896
JALGAON	2165
AHMEDNAGAR	2229
DHULE	2342
AKOLA	2464
PARBHANI	2489
AMRAVATI	2492
JALNA	2975
OSMANABAD	3259
AURANGABAD	3521
LATUR	3530
YAVATMAL	3532
HINGOLI	3844
NANDED	4895
BEED	5334
CHANDRAPUR	5796

State Schemes 3rd Ins Pending

SINDHUDURG	36
RATNAGIRI	106
THANE	228
SATARA	244
KOLHAPUR	331
NAGPUR	334
SANGLI	365
BHANDARA	368
WARDHA	435
RAIGAD	502
GONDIA	578
PUNE	592
SOLAPUR	659
PALGHAR	780
WASHIM	810
NASHIK	858
PARBHANI	956
NANDURBAR	983
AMRAVATI	1037
DHULE	1077
CHANDRAPUR	1147
HINGOLI	1165
AKOLA	1207
GADCHIROLI	1214
AHMEDNAGAR	1218
JALGAON	1233
OSMANABAD	1324
BULDHANA	1368
NANDED	1382
AURANGABAD	1626
LATUR	1872
YAVATMAL	1942
JALNA	2372
BEED	2710

राज्यपुरस्कृत आवास योजना ग्रामीण -हप्ते वितरण

Sr. No.	District	1st Installment (Daily Achivement)	1st Installment Remaining	2nd Installment (Daily Achivement)	2nd Installment Remaining	3rd Installment (Daily Achivement)	3rd Installment Remaining
1	AHMEDNAGAR	0	1522	0	2229	0	1218
2	AKOLA	0	334	0	2464	0	1207
3	AMRAVATI	0	538	0	2492	0	1037
4	AURANGABAD	0	3485	0	3521	0	1626
5	BEED	0	2298	0	5334	0	2710
6	BHANDARA	0	452	0	1143	0	368
7	BULDHANA	0	659	0	1896	0	1368
8	CHANDRAPUR	0	3869	0	5796	0	1147
9	DHULE	0	381	0	2342	0	1077
10	GADCHIROLI	0	408	0	1465	0	1214
11	GONDIA	0	897	0	1284	0	578
12	HINGOLI	0	2850	0	3844	0	1165
13	JALGAON	0	2118	0	2165	0	1233
14	JALNA	0	1076	0	2975	0	2372
15	KOLHAPUR	0	746	0	835	0	331
16	LATUR	0	1126	0	3530	0	1872
17	NAGPUR	0	829	0	1082	0	334
18	NANDED	0	3582	0	4895	0	1382
19	NANDURBAR	0	79	0	887		983
20	NASHIK	0	224	0	1597	0	858
21	OSMANABAD	0	1609	0	3259	0	1324
22	PALGHAR	0	495	0	1397	0	780
23	PARBHANI	0	659	0	2489	0	956
24	PUNE	0	257	0	874	0	592
25	RAIGAD	0	473	0	611	0	502
26	RATNAGIRI	0	52	0	130	0	106
27	SANGLI	0	172	0	753	0	365
28	SATARA	0	73	0	388	0	244
29	SINDHUDURG	0	13	0	54	0	36
30	SOLAPUR	0	663	0	1424	0	659
31	THANE	0	74	0	393	0	228
32	WARDHA	0	309	0	1000	0	435
33	WASHIM	0	367	0	1529	0	810
34	YAVATMAL	0	1842	0	3532	0	1942
	Total	0	34531	0	69609	0	33059

प्रधानमंत्री आवास योजना ग्रामीण - Delayed Houses

■ पहिला हप्ता मिळाल्यानंतर १२ महिने उलटूनही अपूर्ण घरकुले
 ■ पहिला हप्ता मिळाल्यानंतर १८ महिने उलटूनही अपूर्ण घरकुले
 ■ पहिला हप्ता मिळाल्यानंतर १० दिवसानंतरही दुसरा हप्ता न मिळालेले घरकुले
■ दुसरा हप्ता मिळाल्यानंतर १० दिवसानंतरही तिसरा हप्ता न मिळालेले घरकुले
 ■ तिसरा हप्ता मिळाल्यानंतर १० दिवसानंतरही अपूर्ण घरांची संख्या

AHMEDNAGAR	2432	1578	3187	1705	33
AKOLA	4202	3364	3594	872	561
AMRAVATI	7527	5333	6867	1500	1040
AURANGABAD	2839	2200	4809	1110	495
BEED	2687	1795	6776	1825	441
BHANDARA	7149	4920	4365	789	2275
BULDHANA	3138	2104	4222	933	751
CHANDRAPUR	3457	1919	3381	797	329
DHULE	8073	4011	5733	2362	1652
GADCHIROLI	4195	2361	2209	1193	980
GONDIA	1712	1590	3063	1074	121
HINGOLI	1461	646	2640	515	106
JALGAON	9026	6443	10933	2119	641
JALNA	1734	1056	3364	935	349
KOLHAPUR	2032	706	2242	319	84
LATUR	853	695	3101	517	45
NAGPUR	3417	2267	2521	438	580
NANDED	10068	8467	14813	2157	315
NANDURBAR	13807	9856	8045	4843	5412
NASHIK	7683	3489	4888	2107	1475
OSMANABAD	1409	576	1255	516	9
PALGHAR	1248	614	1237	724	721
PARBHANI	1053	713	4769	747	138
PUNE	2501	1685	1951	572	539
RAIGAD	770	234	467	252	164
RATNAGIRI	257	39	332	157	82
SANGLI	3234	2220	3317	609	201
SATARA	720	349	844	271	190
SINDHUDURG	138	74	196	74	26
SOLAPUR	5149	4504	5163	1250	572
THANE	897	187	496	211	373
WARDHA	1202	758	935	227	223
WASHIM	1335	790	2411	487	55
YAVATMAL	6874	4197	6819	1897	1728